

PGT<sup>®</sup> ClassicVue Max<sup>®</sup>  
ALUMINUM

NON-IMPACT



A LIFE YOU DESIGN.  
THE FREEDOM YOU DESERVE.



Element Homes  
Windermere, FL

---

Exceptional Value	4
Lifestyle Advantages	6
Customizable Options	8
PGT® ClassicVue Max® Aluminum Doors	12
PGT® ClassicVue Max® Aluminum Windows	18
Glossary	27

---

Live the life you want in a custom-detailed home that offers you and your family beauty and durability for years to come. That's the freedom PGT® gives you.

From the day they're installed and for every moment you own your home, our windows and doors bring exceptional quality and durability to elevate your home and lifestyle.

**That's the freedom of PGT.**

# Innovation for a lifetime

PGT has led the industry for more than 40 years by improving quality standards, pushing innovation, and delivering superior quality engineered to last.

## INSULATING GLASS

### INSIDE PANE

Single pane of glass that increases a window's insulating properties while maintaining clear sightlines.

### THERMOPLASTIC SPACER (TPS)

Our unique TPS spacer and sealant system is air-tight, maintaining the thermal insulation and preventing condensation and seal failures.

### INSULATING AIR SPACE

Acts as a barrier to slow heat transfer and dissipates sound. Argon gas can add even greater energy efficiency.

### OUTSIDE PANE

Single pane of glass that increases a window's insulating properties while maintaining clear sightlines.





**HEAVY DUTY  
ALUMINUM**

Highly resistant to outdoor elements, our extruded aluminum frames are exceptionally durable and require little maintenance.

**MECHANICALLY  
FASTENED CORNERS**

Provide added strength and resistance to warping and other damage.

---

**Energy Efficiency Upgrade**

Optional coatings and insulating glass can achieve a higher level of energy efficiency. Speak to your local dealer for more information.

---

**Hours of Testing**

PGT® ClassicVue Max® aluminum products are tested for performance and safety.

---

**Accredited & Approved**

ClassicVue Max® products are continuously validated by our industry's accredited organizations. The certifications we earn are your assurance that our products will perform as expected.

**Certifications & Ratings:**

National Fenestration Rating Council  
Miami-Dade Notice of Acceptance (NOA)  
Florida Product Approval  
Texas Department of Insurance

Meets or exceeds the Fenestration Testing Requirements specified in the International Building Code.

# Elevated style. Designed for customization.

Our aluminum products are engineered for the highest quality and durability. Designed to fit any style of home with the most customized glass and frame options available.

We're so sure of their performance, we back our windows and doors with one of the industry's best warranties.



## LIMITED LIFETIME WARRANTY

On the frame. 10 years on frame finish, hardware, screens, and moving parts.

“

*I'm really happy with my new windows and doors and they've definitely been worth the cost.*

– Chris C., The Villages, FL

## PGT® CLASSICVUE™ MAX ALUMINUM DOORS



### Sliding Glass Door

This smooth operating door will add extra security to your home and let natural light into your living room or master bedroom.

Pages 14-15



### French Door

Pairing elegance and high functionality, these single or double French doors are equipped with European-style hardware and are available with matching sidelites.

Page 16



### Cabana Door

Featuring a sleek, modern appearance that complements contemporary homes, this door adds a beautiful touch to your porch, lanai, or garage.

Page 17



**Single Hung Window**

Raised from the bottom with a fixed top, our single hung window offers ventilation and effortless protection in a traditional style that can be used throughout the home.

Page 20



**Horizontal Roller Window**

Blending modern style and top-notch protection, this easily operated window is perfect for kitchens, bathrooms, and more.

Page 21



**Casement Window**

This window's foldaway handle prevents interference with your curtains. Pair them beautifully with matching Awning and Picture windows.

Page 22



**Awning Window**

Designed for use in high spaces, this beautiful-yet-functional window is designed to block rain from entering, while providing outstanding ventilation and light.

Page 23



**Fixed Lite Picture Window  
Fixed Lite Casement Picture Window**

A non-operable window that enhances the look of living rooms, kitchens, and master bedrooms with maximum, unobstructed sightlines.

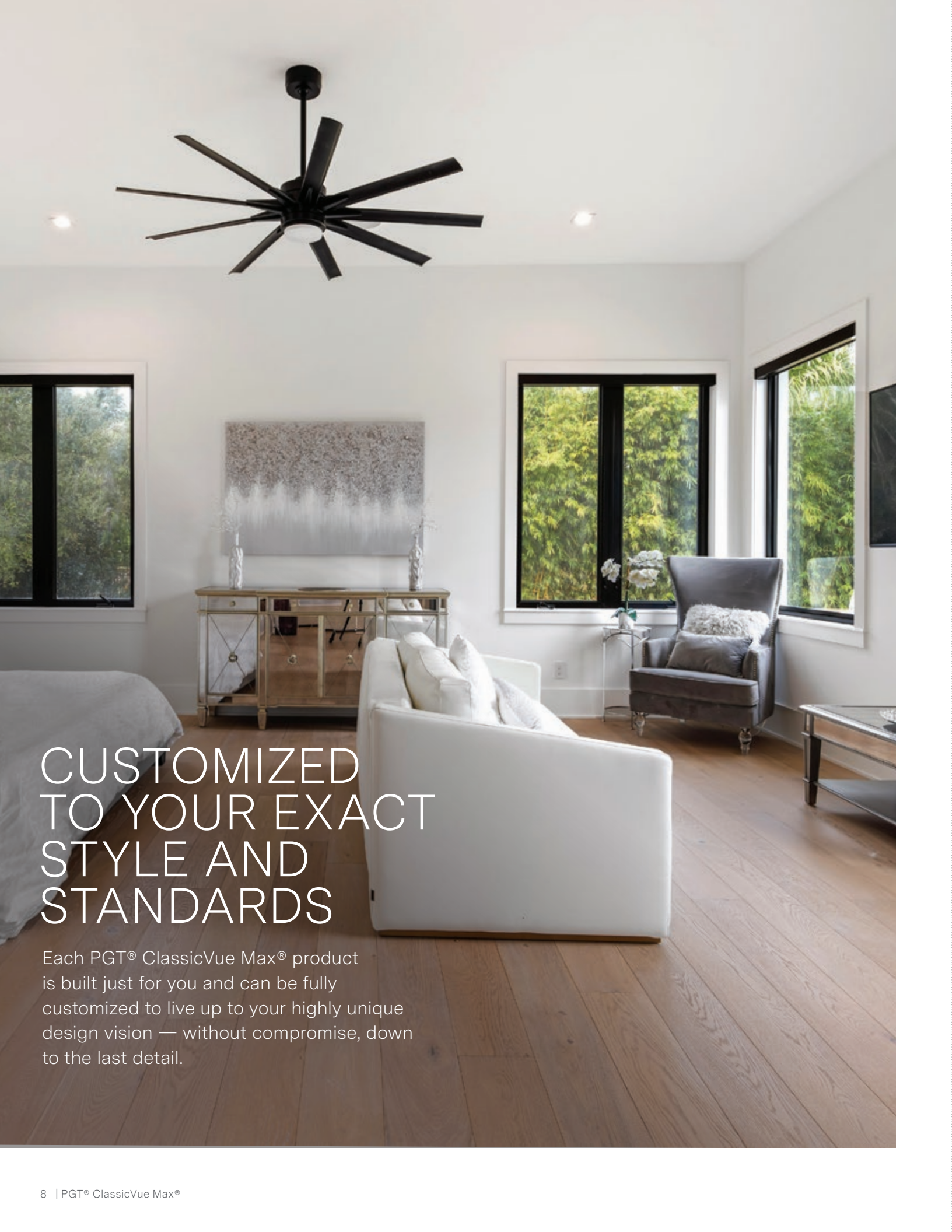
Pages 24



**Fixed Lite  
Architectural Window**

Our wide selection of unique shapes and styles will help allow natural light, improve security, and enhance your home's beauty and aesthetics.

Pages 25



# CUSTOMIZED TO YOUR EXACT STYLE AND STANDARDS

Each PGT® ClassicVue Max® product is built just for you and can be fully customized to live up to your highly unique design vision — without compromise, down to the last detail.



---

## FRAME COLORS

Powder-coated frames resist chipping, corrosion, and fading. Custom frame colors are also available.

**White**

**Clear Anodize**

*(Not available for CD290)*

**Bronze**

**Black**

*(Not available for CD290)*

**Beige**

*(Only available on CD290)*

---

## SCREENS

### Fiberglass Screen Mesh



18x14  
Charcoal or Gray



18x16  
Charcoal or Gray



20x20  
Charcoal or Gray

### BetterVue®

Insect screening with  
Water Shed Technology™



## GLASS OPTIONS

With over 7,200 glazing options possible, you can create the right look for any window or door shape, size, or style. Our energy-efficient glass options reduce costs, keep your home comfortable year round.

### Argon Gas

Windows can be filled with colorless and odorless argon gas to help insulate a room and minimize the transfer of heat through the window

### Low-E (Emissivity) Glass

High performance coated glass that reflects and filters heat to keep your home comfortable

### Tempered Glass

Higher surface compression makes tempered glass more resistant to impact and temperature tolerant

### Insulating Glass

Composed of two panes of glass separated by air or other gas to reduce heat transfer

### Privacy Glass

Obscure glass

## GRID TYPES



### Raised/Flat Grid

1"-wide raised muntin applied to exterior

1"-wide flat bar applied to interior



### Flat Grid

9/16"-wide flat grid between the glass

## GLASS TINTS



Clear



Bronze



Gray



Green



Azure Blue

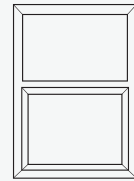


Solarcool® Bronze

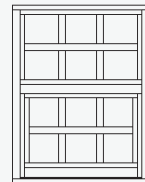


Graylite® II

## GRID STYLES

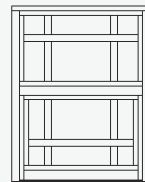


None



Standard

(Not available for AR7620A)



Brittany / Prairie

(Not available for AR7620A)



### Turtle Glass






Tinted to reduce light and protect the natural habitat of marine turtles. Ask your dealer to learn more.

## HARDWARE OPTIONS

### Raised

*(Standard on SGD670)*






-  White
-  Black
-  Satin Nickel
-  Polished Brass
-  Oil-rubbed Bronze

### Contemporary

*(Premium on SGD670 & SGD680)*







-  White
-  Black
-  Satin Nickel

### Curved

*(Premium on SGD670, standard on SGD680)*






-  White
-  Black
-  Satin Nickel
-  Polished Brass

### French Door

*(Standard on FD650 only)*



-  Black
-  Satin Nickel
-  Polished Brass

PGT® CLASSICVUE MAX®

# ALUMINUM DOORS

“

*I do feel safer from intruders. My personal safety and the safety of my family is paramount. The IR products have really helped me accomplish that.*

– Teresa D., Fort Myers, FL

Element Homes  
Windermere, FL

# Quality and durability at every angle

Our remarkable doors are designed for long-lasting beauty and exceptional performance. Enjoy the view every day and for years to come with these sturdy, stylish additions to your home.



## Ease of Operation

Heavy-duty hardware for balanced easy opening.



## Low Maintenance

Premium aluminum delivers performance that lasts



## Maximizes Viewing Area

Low-profile construction and modular configurations minimize visual obstruction and enhance your view



### Sliding Glass Door

Preferred Sliding Glass Door  
SGD670

Premium Sliding Glass Door  
SGD680



### French Door

Preferred French Door  
FD650

Essential French Door  
FD101



### Cabana Door

CD290

# Sliding Glass Doors



## Easy Opening

Heavy-duty tandem rollers allow easy opening



## Maximizes Viewing Area

Low-profile construction and modular configuration minimize visual obstruction and enhance your view

### SGD670

#### Preferred Sliding Glass Door

### SGD680

#### Premium Sliding Glass Door

#### Configurations



Bypass



Pocket



90°  
Corner

- Up to 8 panels with expansions of up to 40"
- Add a 9" bottom rail for a French Door look (SGD680 only)

#### Dual-Point Locking System

- Prevents panels from being lifted off the tracks
- Secures into the door jamb creating a weather-tight seal with high-security performance and maximum-load resistance

#### Screens

- Heavy-duty

#### Dimensions

- Max nominal panel size: 5'w x 8'h or 4'w x 10'h
- Max overall opening size: 32'w x 10'h or 40'w x 8'h



Preferred Sliding Glass Door SGD670



Premium Sliding Glass Door SGD680

**SGD670**  
**Track Height Dimensions**

---



Standard 2.5" height

Optional 3.25" and 4" guards against water intrusion

**SGD670**  
**Roller Options**

---



Nylon Roller

Stainless Steel

Nylon for a quieter option

Zinc-coated Steel (*Standard*)



Sliding Glass Door SGD670  
4 Panel Bypass

# French Doors



## Ease of Operation

Heavy-duty hinge supports the weight of the door for easy opening



## Modular Design

Single or double configurations. Optional sidelites allow design flexibility.

### FD650

#### Preferred French Door

##### 3-Point Stainless-Steel Locking System

- Provides an unmatched level of strength and security
- Secures door to the frame or adjoining door in three places

##### Enhances the design of patios, master bedrooms, and more

- European-style hardware
- Full jamb and narrow jamb

##### Standard Hardware Options

- Black
- Satin Nickel
- Polished Brass

### FD101

#### Essential French Door

##### Concealed 2-Point Locking System

- Provides added strength and security

##### Prepped for an Array of Hardware

- Accommodates an array of industry standard handles and deadbolts

#### FD650 and FD101 Configurations



Single



Double



Sidelites



Preferred French Door FD650



Essential French Door FD101



# Cabana Door

Available as part of our ClassicVue collection.  
Ask your dealer for more information.



## Durable Construction

Engineered to withstand corrosion from salt water, heat, light, and moisture



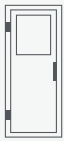
## Low Maintenance

Premium aluminum delivers performance for years to come

CD290

## Cabana Door

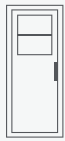
### Configurations



Left Hinge



Right Hinge



Single Hung Insert



Picture Window Insert

- Single Hung can be opened to allow air to enter
- Non-opening Picture Window style maximizes light

### Integrated Window Inserts

- Creates a polished look

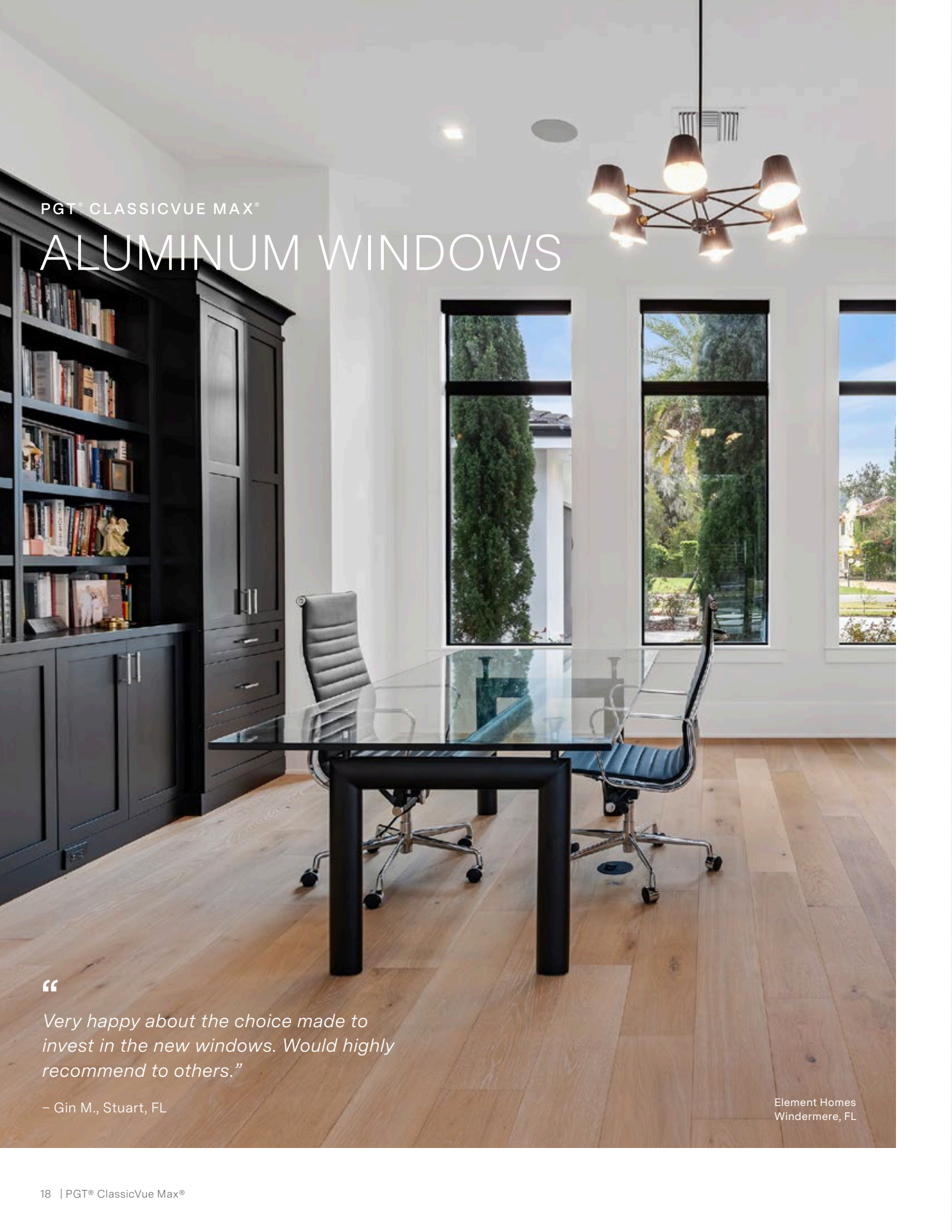
### Concealed Weather Strip and Installation Screw Covers

- Delivers a clean appearance



PGT® CLASSICVUE MAX®

# ALUMINUM WINDOWS



“

*Very happy about the choice made to invest in the new windows. Would highly recommend to others.”*

– Gin M., Stuart, FL

Element Homes  
Windermere, FL

# Made to perform beautifully

With PGT® ClassicVue Max® windows, every day is a breeze. Designed for easy operation and low-maintenance care, these non-impact products are available in a wide range of styles to complement your home's interiors and curb appeal.



## Low Maintenance

Premium aluminum delivers performance that lasts



## Durable

Engineered to withstand corrosion from salt, water, heat, light, and moisture



## Customized

Variety of custom options to meet your home's requirements



**Single Hung Window**  
SH7600A



**Horizontal Roller Window**  
HR7610A



**Casement Window**  
CA640



**Awning Window**  
AW640



**Fixed Lite Picture Window**  
PW7620A

**Fixed Lite Casement Picture Window**  
PW640



**Fixed Lite Architectural Window**  
AR7620A

# Single Hung Window



## Flexible Design

Custom design configurations with exceptional strength



## Easy Opening

Heavy-duty, pre-tensioned balance system



---

## Configurations



Equal



Proview

---

## Integrated Lift Rails and Deluxe Sweep Locks

→ Enables easy fingertip operation

---

## Flexible Design

→ Radius Top and Proview/Oriel

---

## Hardware Options

- Patented bottom lock with visual lock/unlock design
- Vent latch allows fresh air in without opening window completely
- Window Opening Control Device that delivers a deeper level of safety and security (Certified to ASTM F2090\*)

---

## Sash Options



Single Hung radius top with Equal Sash

\*Window opening control devices are designed to meet the ASTM International (formerly known as ASTM - American Society of Testing and Materials) Standard Specification for Window Fall Prevention Devices with Emergency Escape (Egress) Release Mechanisms.

HR7610A

# Horizontal Roller Window



## Design Versatility

Available in 2- and 3-lite configurations



## Easy Opening and Closing

Made with tandem stainless-steel bearings

---

## Configurations



Equal Lite



Unequal Lite

---

## Tandem Stainless-Steel Rollers

→ Allows for smooth, easy operation

---

## Low-Profile Sweep Lock

→ Adds an extra level of security

→ Maximizes the view

---

## Hardware Options

→ Vent latch allows fresh air in without opening window completely

→ Window Opening Control Device that delivers a deeper level of safety and security (Certified to ASTM F2090\*)



\*Window opening control devices are designed to meet the ASTM International (formerly known as ASTM - American Society of Testing and Materials) Standard Specification for Window Fall Prevention Devices with Emergency Escape (Egress) Release Mechanisms.

# Casement Window



## Easy Ventilation

Opens on either left- or right-hand side



## Added Security

Best performing option for severe weather and built with innovative multi-point locking system



## Configurations



Single

Double

Triple  
Unequal

Triple  
Equal

## Modular Design

- Versatile left or right opening
- Pair with a matching Awning and Fixed Lite Casement Picture Windows for design flexibility

## Hardware

- Foldaway handle won't interfere with window treatments
- Washable hinge for easy cleaning from inside the home
- Window Opening Control Device that delivers a deeper level of safety and security (Certified to ASTM F2090\*)

## PW640

### Fixed Lite Casement Picture Window

#### Fixed (Non-Operable) Window:

- Allows flexibility in design for multiple window configurations
- Suitable for most bedrooms and living spaces
- Works well as a standalone or companion window
- Matching Casement and Awning Windows available

\*Window opening control devices are designed to meet the ASTM International (formerly known as ASTM - American Society of Testing and Materials) Standard Specification for Window Fall Prevention Devices with Emergency Escape (Egress) Release Mechanisms.

CA640 Casement Window

# Awning Window



## Hinged at the Top

To keep out rain but allow light and ventilation



## Custom Configurations

Can be mullered vertically or horizontally

---

## Modular Design

- Individual vent units can be mullered vertically or horizontally
- Matching Casement and Fixed Lite Casement Picture Windows

---

## Hardware

- Foldaway handle won't interfere with window treatments
- Multi-Point Locking System adds an extra layer of strength and security



# Fixed Lite Picture Window



## Design Flexibility

Pairs with other window shapes for a custom look. Great for creating a wall of windows.



## Abundant Sunlight

Allows for the perfect view and natural light to fill the space



---

## Fixed (Non-Operable) Window

- Works well as a standalone or companion window
- Allows flexibility in design for multiple window configurations

---

## Modular Design

- Many matching window options available
- Enhances the look of living rooms, kitchens, and master bedrooms
- Individual units can be mullioned for a variety of sizes to create a unique vignette that's custom to your home
- Many popular grid options available. Check with your local dealer.



# Fixed Lite Architectural Window



## Visual Appeal

Available in an array of interesting shapes and can be customized to order



## Abundant Sunlight

Allows natural light to fill the space


---

## Fixed (Non-Operable) Window

- Works well as a standalone or companion window
  - Allows flexibility in design for multiple window configurations
- 

## Modular Design

- Many matching window options available
- Enhances the look of living rooms, kitchens, and master bedrooms
- Individual units can be muller for a variety of shapes and sizes to create a unique vignette that's custom to your home
- Many popular grid options available. Check with your local dealer.



Half Circle



Octagon



Circle



Trapezoid



Arch



Eyebrow

Popular Architectural shapes shown.

Ask your dealer for details on custom shapes and sizes.

What makes  
our non-impact  
products worth  
the investment?

It's our commitment to engineering, giving you unquestioned durability, and unwavering peace of mind. It's the timeless style, giving you beauty and freshness for years to come. And it's the value, from the initial investment to the increased home value.

With PGT® ClassicVue Max®, we give you the power of freedom, style, choice, and value.



Element Homes  
Windermere, FL

## PARTNER SPOTLIGHT

PGT® is proud to feature properties of impeccable design and function using our products. Get inspired or find out more about our partners.



Scan the QR code to learn more about our partners and how you can benefit.



The homes shown in this brochure are a collaboration with the PGT® Corporate Builder Program.

## GLOSSARY

**Argon Gas** — A safe, odorless, colorless, non-toxic, non-flammable inert gas that is commonly used in place of air between the glass panes of an insulated Low-E glass unit to reduce temperature transfer.

**Corrosion Resistant** — Refers to how well a substance can withstand damage caused by oxidization or other chemical reactions.

**Design Pressure** — Wind load pressure, expressed in pounds per square foot (psf).

**ENERGY STAR®** — An independent U.S. government program that establishes a standard set of guidelines to recognize the energy efficiency of various products. ENERGY STAR® guidelines are used in conjunction with a variety of building materials, including windows and patio doors.

**Florida Product Approval** — A statewide approval system that requires manufacturers to submit testing and engineering data to ensure certain building components meet Florida Building Code standards.

**Forced-Entry Resistance** — The test methods intended to establish a measure of resistance for window assemblies subjected to attacks, other than by impact.

**Impact Resistant** — Shatter-resistant glass. When the glass breaks, the shattered pieces will adhere to the interlayer.

**Insulating Glass** — Window panes separated by an air- or other gas-filled space to reduce heat transfer.

**Interlayer** — A shatter-resistant plastic membrane sandwiched between two panes of glass.

**International Building Code** — A model building code developed by the International Code Council that has been adopted throughout most of the United States.

**Laminated Glass** — Two panes of glass bonded together with a strong, clear interlayer.

**Laminated Insulating Glass** — Comprised of three panes of glass: two panes bonded together with a strong, clear interlayer and one pane for added insulation.

**Large-Missile Impact** — Test used on windows and doors in which a 9-lb. 2' x 4' is propelled at a speed of 34 mph onto test subject.

**Low-E (Emissivity) Glass** — Glass with a transparent, metallic oxide coating applied onto or into a glass surface. The coating typically allows short-wave energy to pass through but reflects long-wave infrared energy, which improves the U-value.

**Miami-Dade Notice of Acceptance (NOA)** — A certification method controlled by Miami-Dade County that requires products to be tested to the TAS testing protocols.

**Monolithic Glass** — A single pane of glass cast using one glass thickness.

**National Fenestration Rating Council (NFRC)** — A non-profit organization that provides energy performance ratings on windows, doors, skylights, and attachment products.

**Privacy Glass** — Glass that has been made translucent instead of transparent.

**Sea Turtle Protection Code** — Protects sea turtles along the Florida coastline during nesting season by restricting the amount of light permitted through windows and doors.

**Sound Transmission Class (STC)** — An integer rating that provides an estimate of the sound insulation performance of an interior building partition (such as a window or door) between indoor spaces. The higher the number, the less sound is transmitted.

**Tempered glass** — Treated glass that is strengthened by reheating it to just below the melting point and then suddenly cooling it. When shattered, it breaks into small pieces. Approximately four times stronger than standard annealed glass; is required as safety glazing in patio doors, entrance doors, sidelites, and other hazardous locations. It cannot be recut after tempering.

**Ultraviolet (UV)** — The invisible rays of the spectrum that are outside of the visible spectrum at its short-wavelength violet end. Ultraviolet rays are found in everyday sunlight and can cause fading of paint finishes, carpets, and fabrics.

**Window Opening Control Device** — A device that limits the opening of a window sash to a predetermined position. The device includes a release mechanism that shall allow the sash to be fully opened and that automatically resets when a window is fully closed.



Scan to Shop  
PGT® Products

At PGT®, we're committed to delivering windows and doors you can rely on with Always On peace of mind. Contact your local dealer today to get started.



# PGT®

Custom Windows and Doors

PGTWINDOWS.COM | NORTH VENICE, FL

©2024 PGT CUSTOM WINDOWS + DOORS

08/24 MB0100363