



**PGT** ClassicVue Max™

**PGT** WinGuard®  
ALUMINUM


HR7610A / HR7710A

This reference guide is to help identify parts and ordering options.


## FRAME PARTS



**WOCD - red**  
*(automatically engages)*




**Vent latch**  
*(manually engages)*




**Bulb weather-strip**  
*(pull rail of sash)*




Fin seal weather-strip  
*(frame meeting rail, perimeter of sash)*



Anti-lift clip/frame cover



Roller track insert



Open cell foam pad



Weep hole cover  
*(frame meeting rail, perimeter of sash)*



Heavy duty meeting rail plug

## SASH PARTS




Sash lock  
*(color matched to frame)*




Lock rail end cap  
*(handed left and right)*




Pull rail cover  
*(handed left and right)*



IG bead  
*(varies depending on glass type)*



Sash guide button



Pull stile  
weather-strip extension



Stainless steel  
roller assembly

## SCREEN PARTS




Screen corner key – roll form



Tension spring



Roll form screen



Screen adapter

## EXPLODED VIEWS

Frame and Screen

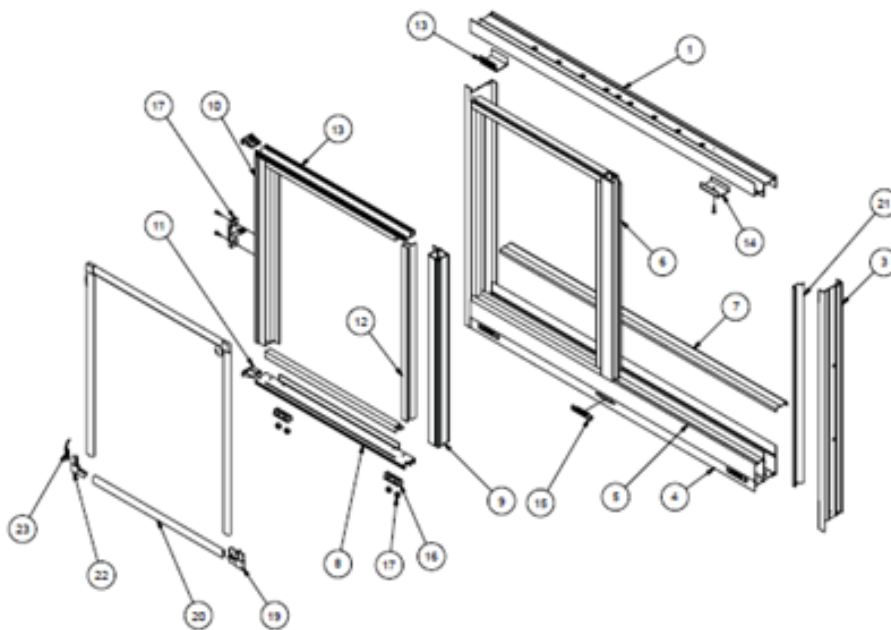


Figure # Description

- 1 Frame head - flange
- 1A Frame head - integral nail fin
- 3 Frame jamb - flange
- 3A Frame jamb - integral nail fin
- 4 Frame sill - flange
- 4A Frame sill - integral nail fin
- 5 Frame sill adapter
- 6 Fixed meeting rail
- 7 Roller track
- 8 Sash top and bottom rail
- 9 Sash side rail
- 10 Sash meeting rail
- 11 Top and bottom rail cover
- 12 Glazing bead
- 13 Sash stop
- 14 Anti-lift clip
- 15 Weep hole cover
- 16 Roller housing
- 17 Brass roller
- 18 Sweep lock
- 19 Screen corner key with ring
- 20 Screen frame
- 21 Screen adapter
- 22 Screen corner key
- 23 Screen spring