



**PGT** EnergyVue®

**PGT** WinGuard®  
VINYL

AW5440 / AW5540

This reference guide is to help identify parts and ordering options.

## FRAME PARTS



Nesting handle  
*(color matched to frame)*  
*(Left hand only)*



Upgraded nesting handle  
*Oil Rubbed Bronze, Antique Brass,*  
*Brushed Nickel*



Multi point lock  
*(color matched to frame)*




**Construction handle**  
*(prevents damage until the handle is installed)*




**Multi point lock support plate**




**Operator backing plate**



**Operator gasket**



**Scissor operator**  
*(units greater than or equal to 22" wide)*




**Narrow operator**  
*(units less than 22" wide)*



**Hinge**  
*(one on each side of frame)*



**Tie bar**



**Tie bar guide**



Top vent angle  
*(L bracket)*



7/16" Installation hole plug  
*(color matched to frame)*



Narrow operator bracket

## VENT PARTS



Operator track



Maxim pivot slider



Operator slide lock



Multi point lock keeper




Heavy duty snubber



Vent limiter





IG bead  
*(varies depending on glass type)*



Bulb weather strip  
*(frame = double perimeter)*  
*(vent = single perimeter towards exterior)*


## SCREEN PARTS



Screen corner key - extruded



Tension spring



Extruded screen

## EXPLODED VIEWS

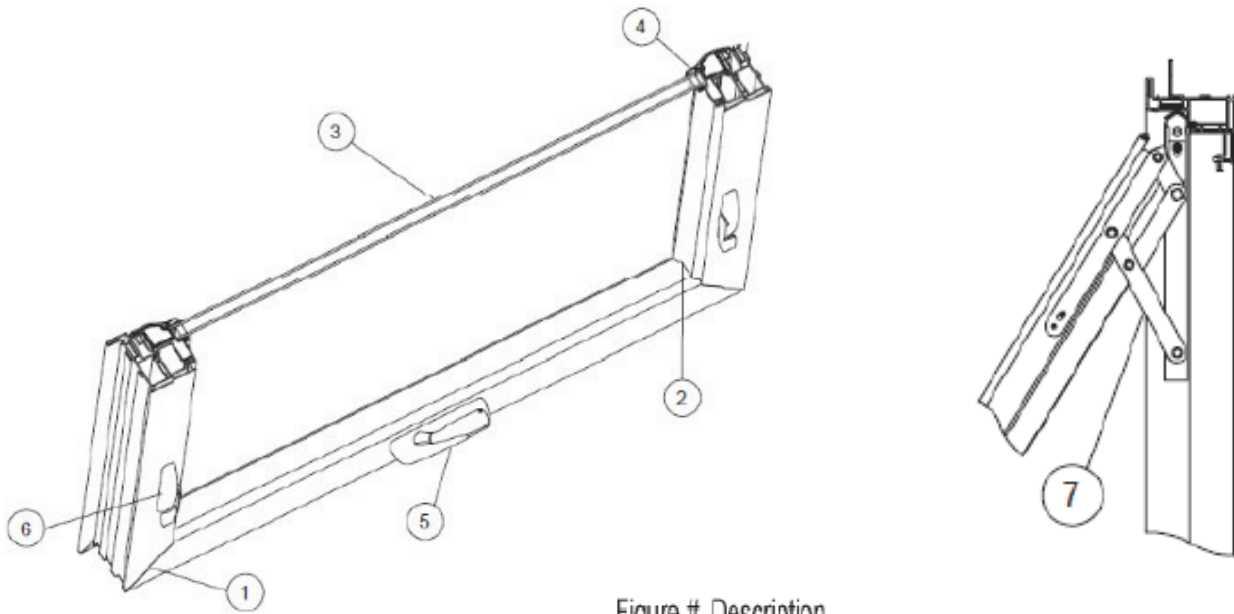


Figure # Description

1. Frame
2. Vent
3. 3/4" insulating glass
4. Dual durometer glazing bead
5. Operator w/ resting handle
6. Lever lock
7. Heavy duty hinge